

THIS IS  
SISHTL



RH LOGIC 220/200



RH Logic is a natural choice for lasting individual comfort. By adjusting smoothly to your body and providing crucial support and relief, it helps you stay focused on getting things done.

A chair that merges characteristic comfort and first-class ergonomics with improved features and accessibility to enhance user experience. Furthermore, we have developed a new visual design to create a neat shape and sophisticated look that blends seamlessly into almost any working space.

The RH Logic 200/220 suits different people and work situations with a wide range of different fabrics and options.

# COLLECTION

**RH LOGIC 220**  
large back

**RH LOGIC 200**  
medium back



# HOW IT WORKS

## BACKREST ANGLE

The angle of the backrest can be adjusted separately, increasing opportunities to adjust the chair to individual needs, thereby enhancing comfort and support in any position.

## ARMRESTS

Armrests are optional but are recommended since they provide relief for the shoulders. They can be adjusted by height and width, adjusted by depth and rotated 360 degrees.

## SEAT

The seat includes a comfort layer, to provide feeling of comfort and better seating experience. The inclined design of the seat reduces pressure on the underside of the thighs, enhancing circulation.

The seat is available in two different sizes, and its depth can be adjusted separately. Both the seat and backrest pads are easily replaced.

## SEAT HEIGHT

Seat height and depth can be adjusted through simple manoeuvres. The controls can easily be accessed even when seated. Correct height improves blood flow and circulation in the legs while the correct seat angle provides better relief and support. The pictograms on the controls clarify their use.

## BASE

The base is black as standard and polished aluminium is an option. Raised base with curved arms helps keep feet firmly on the floor.

## CASTORS

Castors for both for both hard and soft floors are available.



## NECKREST

The neckrest is an accessory we strongly recommend. It supports the neck, thereby enhancing relief for the entire body. Naturally, it can be adjusted in height and depth.

## BACKREST

The backrest with its soft curves keeps back in upright position and support the lumbar area, in addition mobilizing arms and shoulders. The height of the backrest can easily be adjusted while sitting in the chair and its tapered design allows the arms to move freely.

The upper part of the backrest features a "Tvedt" cushion, an RH innovation that helps you sit properly and oxygenate better. The back is available in two heights, large and medium.

## TILT MECHANISM

The tilt mechanism is infinitely adjustable and has an even motion thanks to the "torsion" rod. The tilt mechanism can be locked in any chosen position and the chair follows your slightest movement - regardless of working position. This provides dynamic seating with complete back support, enabling you to always sit upright and breathe properly.

## TILT RESISTANCE

The resistance of the tilt mechanism is simply adjusted according to body weight and height, ensuring the chair is correctly balanced. This allows it to follow your movements without the need to exert muscular force to push the chair into new positions.

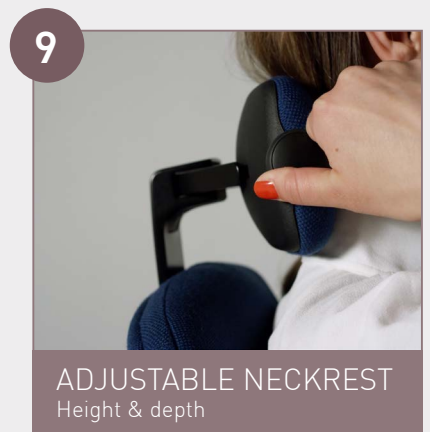
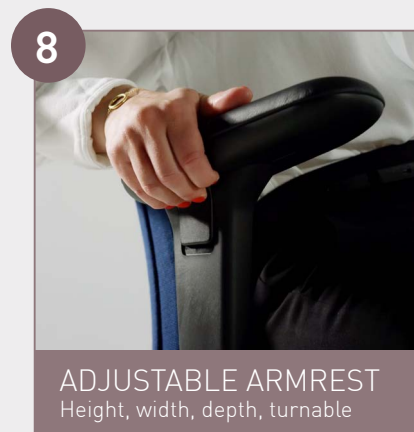
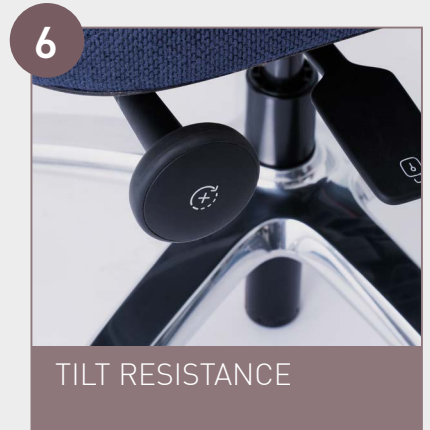
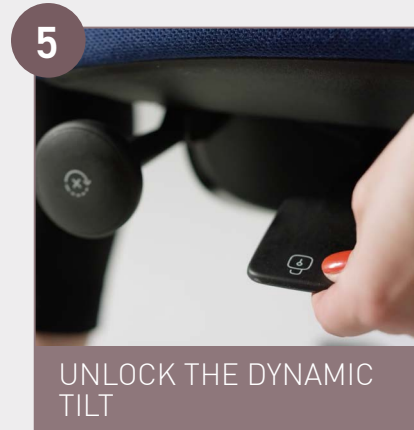
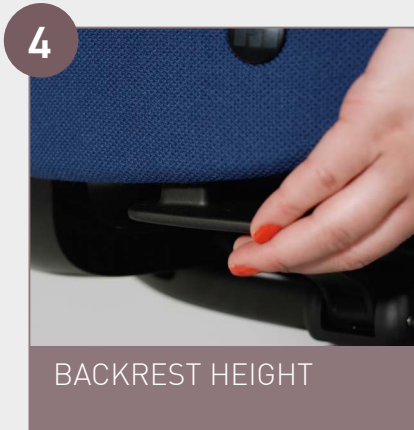
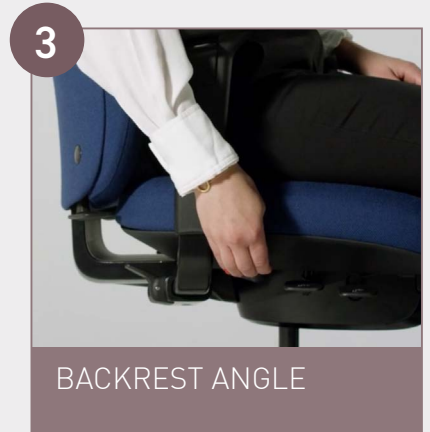
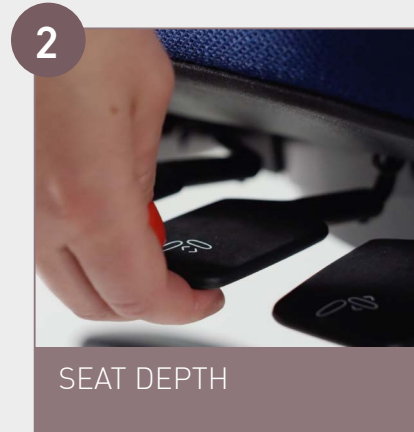
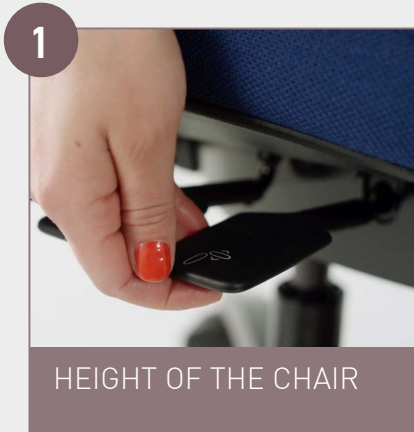
## LUMBAR SUPPORT

The inflatable lumbar support is standard and provides extra support for the lower back and, consequently, for the entire back. The pump adjusts the amount of air in a lumbar cushion, providing extra support.

# HOW TO ADJUST

Check out our user guide, explaining how each of the unique functions are adjusted.

[https://www.youtube.com/watch?v=\\_3wW0c2Gslg&list=PLsHMGWNACdXvajAOP1CBdlm2p-gDjI0kS&index=9&t=2s](https://www.youtube.com/watch?v=_3wW0c2Gslg&list=PLsHMGWNACdXvajAOP1CBdlm2p-gDjI0kS&index=9&t=2s)



# CHOICES

Wide range of options  
for individual needs and  
preferences.

- As standard RH Logic 220/200 comes in black lacquer and black plastic. Lumbar pump is standard
- Upholstered as standard with seams on seat and back pad



**RH LOGIC 200**  
Standard upholstery

**RH LOGIC 220**  
With optional uniform upholstery

## NECKREST

Neckrest RH Logic 200 in fabric or leather.  
Adjustable in height & depth.



## COATHANGER

- in black plastic



## UPHOLSTERY

- Uniform upholstery of back & seat.
- fewer seams for a cleaner visual look.
- Upholstered backshell
- Decorative Stitching



## ARMREST

- Armrest 8L top in TPU (black) or black leather.
- Armrest 8L BS top in TPU, select to accomplish BS5459-2
- Adjustable in height, depth, width & turnable



## SEAT OPTIONS

- XL seat
  - larger seat pad for long users
- Coccyx seat
  - cut in the back of the seat to reduce pressure



## GASSTEM

- 4T NPR is standard
- A black, B Black or 4T Black are optional

## FOOTBASE

- Base in black aluminium is standard
- Polished aluminium is optional

## CASTORS

For hard or soft floors



NOTE! For more details see RH pricelist

# USP

- It's a personal chair for you, it's a chair for you and for your body.
- Designed ergonomics, visually expressing form, comfort and functionality unified
- User friendly iconography – pictogram.  
Helps to interact with the chair even when seated
- Frictional tilt mechanism adjusted according to body weight and height follows your every movement, lockable in any chosen position positions.
- Adjustable back angle, support in any position and individual needs
- Consists of totally 61% recycled material. Minimal impact of resources with lowest possible environmental impact
- No glue or fasteners - Easy to disassemble and no harmful chemicals
- Interchangeable seat and back, easy to click on/off system.  
Expands the lifespan of the chair.

## RECOMMENDED AREAS

OFFICE    24/7    ESD

## DESIGN BY

JONAS STOKKE & ØYSTEIN AUSTAD  
AND THE FLOKK DESIGN TEAM

## GUARANTEE



Normal use up  
to 9 hour/day



Control room  
or 24/7 use

## CERTIFICATES

EN 1335-1/2  
GS  
NPR1813  
ANSIBIFMA 5.1  
BS5459-2  
MÖBELFAKTA  
EPD ISO 14025  
GREENGUARD GOLD



# SUSTAINABILITY

RH Logic 200 & 220 sets a new Flokk standard for sustainable design. From the very start of the project sustainability has been an essential part of the development, especially focusing on maximising the use of recycled plastics, facilitating for easy disassembly and a long life span. This has given a chair with 61% recycled total material, and an unprecedented 69% recycled plastic for a complete work chair.

**69%**  
recycled polypropylene  
=  
**145**  
shampoo bottles

**94%**  
recycled aluminium  
=  
**635**  
aluminium cans

**19%**  
recycled steel  
=  
**19**  
dinner knives

RH LOGIC 220 with headrest and armrest